

Notes to candidates

Before you start to write your specification, you must select a brief and read the ‘Instructions for candidates’. This will give you details of the skills you must demonstrate and the type of evidence you must provide.

You should speak to your teacher or lecturer before you start, if you are unclear about what is required for this assessment.

Use information from the brief and findings from the research to complete the specification below.

Design brief 3 – pet accessory organiser
The company would like a proposal for a product that organises pet accessories. Items to be organised could include pet toys, treats and grooming equipment.

The product must be inspired by ‘wonders of the world’, should hold a minimum of three items and be easy to clean.

Specification

The product must:

- allow you to demonstrate appropriate practical skills.

Name:

SCN:

Research findings

Page:

of

AESTHETICS INSPIRATION

I collected a range of images for inspiration based around ‘wonders of the world’. I looked for natural and man-made wonders to help with my creativity.












FUNCTION

I asked the people in my class what pets they had at home.



Dog (36%)

Cat (9%)

Rabbit (28%)

Fish (15%)

Snake (2%)


Budgie (5%)

Hamster (5%)

From my survey, the top three answers were dog, rabbit and fish.

LOCATION

I asked the people in my class where the product should be located.



Drawer (8%)

Kitchen cupboard (50%)

Wall mounted (12%)

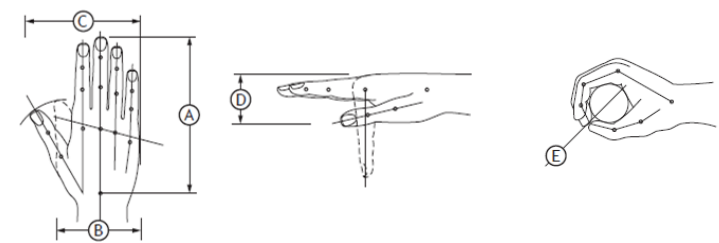
Worktop (30%)

The most popular answer

Downloaded free from <https://sqa.my/>

ERGONOMICS RESEARCH

I looked at the data booklet and selected the most appropriate sizes for the product.



Hand and head	Adult male			Adult female		
	Percentile			Percentile		
	5 th	50 th	95 th	5 th	50 th	95 th
A Hand length	170	190	210	160	175	190
B Hand breadth	80	90	100	70	80	90
C Hand span	97	107	116	83	92	101
D Hand thickness	26	30	34	22	26	30
E Grip diameter INDEX finger	35	47	55	33	38	44

I have highlighted the sizes that I think are going to be relevant for my product. The sizes I need to take into account are the adult male 95th percentile hand length, hand breadth, hand thickness and grip diameter.

LOCATION

I took a photo of the inside of my kitchen cupboard and measured the space that was available.



Available space:

Width – 320 mm
Depth – 280 mm
Height – 240 mm

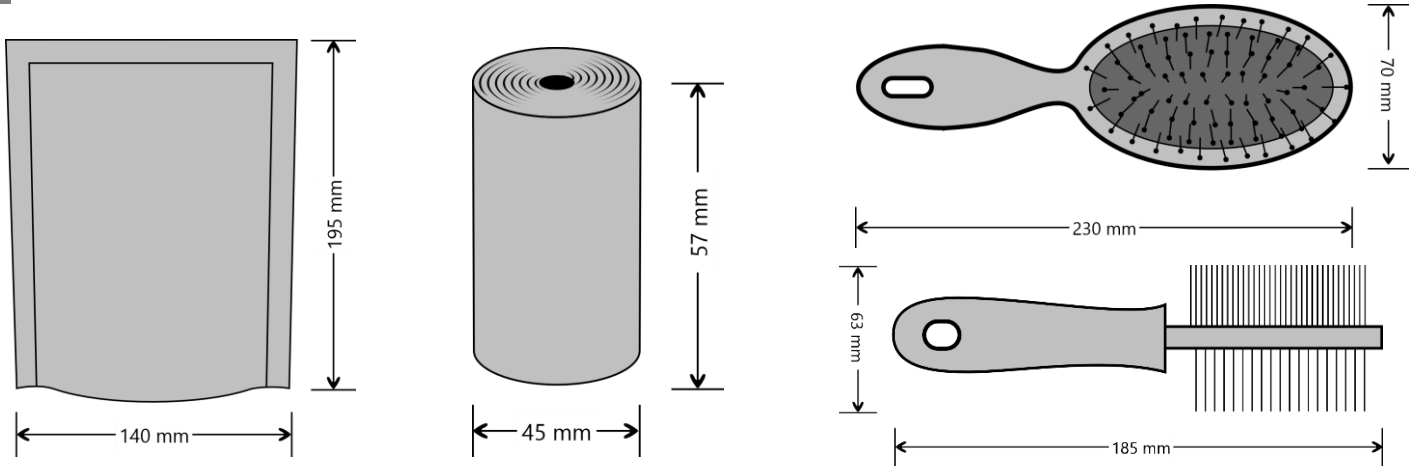
The space the design must fit in is 320 x 280 x 240.

DIMENSIONS

I asked the people in my class what they'd want the pet accessory organiser to hold, and then I found dimensions for these items.

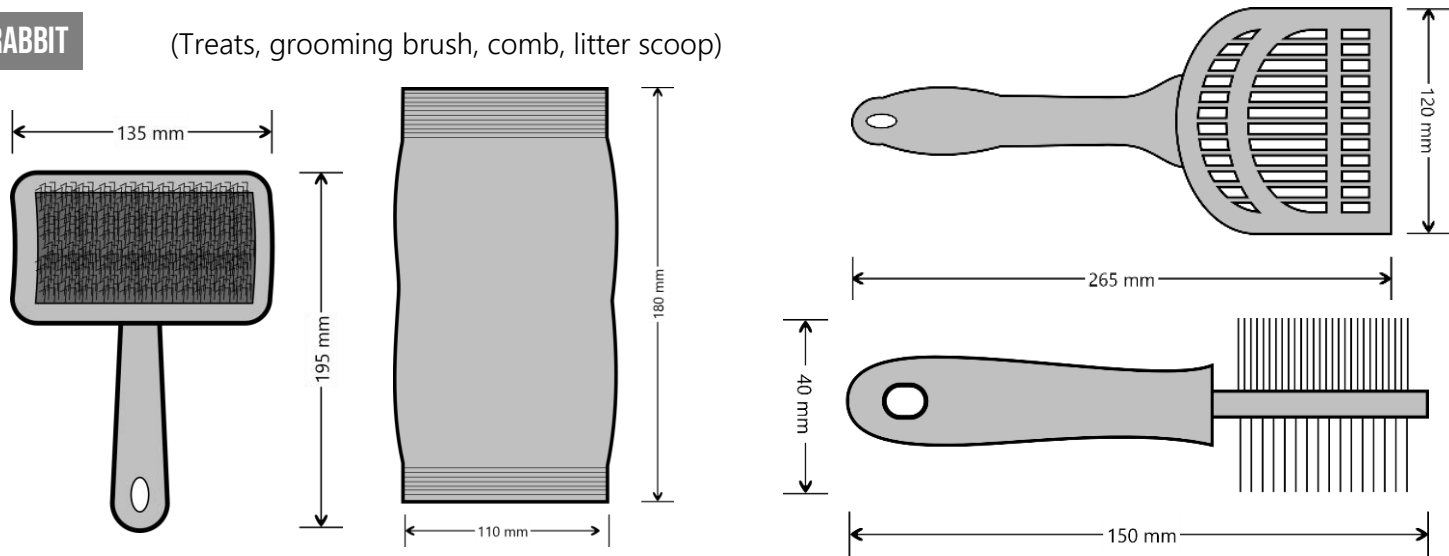
DOG

(Treats, poop bags, grooming brush, comb)



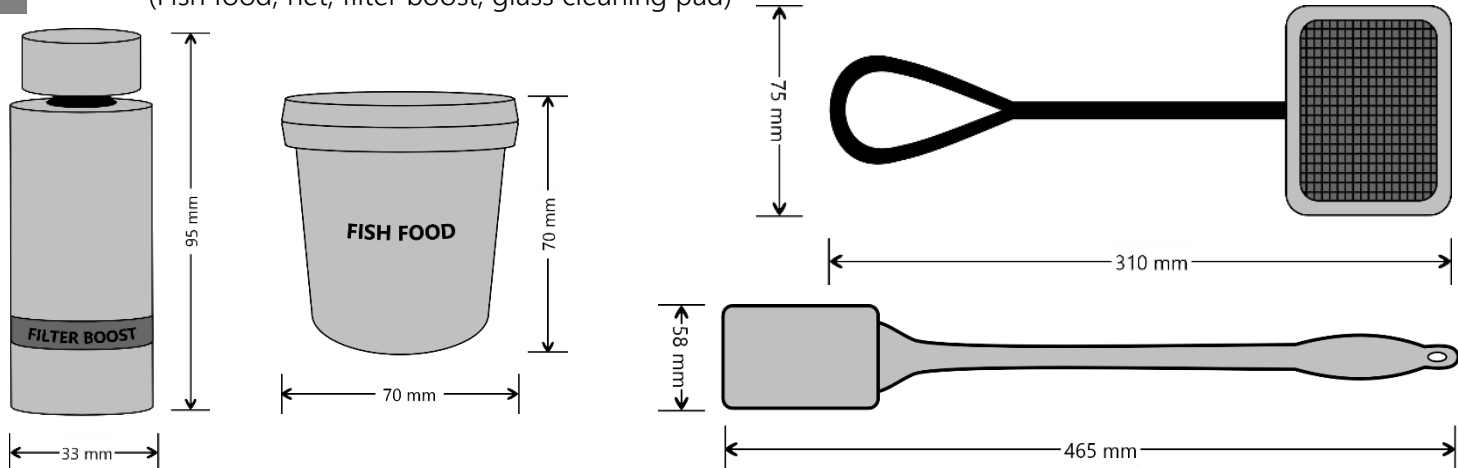
RABBIT

(Treats, grooming brush, comb, litter scoop)



FISH

(Fish food, net, filter boost, glass cleaning pad)



Note to candidates: The items shown above are sample sizes of items that could be held in your proposal. You may choose to personalise your design further with dimensions of your own pet accessories.

Copyright acknowledgments

The Colosseum - SCStock/Shutterstock.com

Pena Palace - Kiev.Victor/Shutterstock.com

Campo dei Miracoli - ecstk22/Shutterstock

Monarch Butterfly - Media Marketing/Shutterstock.com

Bees - Lehrer/Shutterstock.com

Babil and Babylon - Satar Aljanabi/Shutterstock.com

Underwater world - V_E/Shutterstock.com

Great sphinx and pyramid - givaga/Shutterstock.com